

Learning Technologies Supported by CIT



1. Assessment Tools

1. Box Tool (Plato Grade Center)
2. Respondus Testing
3. Respondus LockDown Browser/Monitor
4. SafeAssign
5. Starfish Retention Center
6. VoiceThread

2. Communication Tools

1. Blackboard Collaborate Ultra
2. VoiceThread

3. Content Creation

1. Audacity
2. Blackboard Collaborate Ultra
3. Screencast-O-Matic
4. Learning Objects
5. PowerPoint
6. Prezi
7. Mashups (Flicker, Slideshare, Youtube)
8. VoiceThread
9. Wacom Tablets

4. Mobile Learning

1. Blackboard Mobile Learn Ap
2. DropBox
3. Google Drive

5. Tutorials & Tutoring Services

1. Hoonuit (previously Atomic Learning)
2. ThinkingStorm

6. Video

1. BB Collaborate
2. Camtasia
3. CIT Streaming Services
4. Films On Demand

7. Plato Tools

1. Advanced Grade Center Features
2. Announcements
3. Assignments
4. BB Collaborate Ultra
5. Blogs
6. Course Calendar
7. Date Management
8. Discussions
9. Groups
10. Journals
11. Rubrics
12. Student Performance & Tracking
13. Tests, Surveys, Pools
14. Wiki

Learning Technology Descriptions



1. Assessment Tools

Box Tools integrated into Grade Center Assignments.

Box tools are integrated into the Plato Grade Center. You will find them when you are grading an “Assignment” that has been submitted in an “Assignment Drop Box, and has an attachment of a PDF, Word Doc, Excel Spreadsheet or any other Microsoft Office document. These tools allow you to comment directly on the submission or highlight text and add a comment to the highlighted area. Students will have access to your comments in their “My Grades” area.

Create/Upload Exams to Plato (Testing).

Respondus is a powerful tool for creating and managing exams that can be printed to paper or published directly to PLATO. Exams can be created offline using a familiar Windows environment, or moved from one LMS to another. Whether you are a veteran of online testing or relatively new to it, Respondus will save you hours on each project.

Lockdown Browser/Monitor Secure Testing.

<https://www.respondus.com/products/respondus/demos.shtml> Respondus LockDown Browser/



Respondus LockDown Browser is a custom browser that locks down the testing environment within PLATO. When students use Respondus LockDown Browser, they are unable to print, copy, go to another URL, or access other applications. When an assessment is started, students are locked into the Respondus Browser until they submit the assessment for grading.

<https://www.respondus.com/products/monitor/movie-monitor.shtml>



Respondus Monitor is a companion application that integrates webcam technology with LockDown Browser. Together they address the issues of student identity and cheating during online testing, creating security for non-proctored assessments. <https://www.respondus.com/products/lockdown-browser/demos.shtml>

SafeAssign Helps to Prevent Plagiarism

SafeAssign compares submitted assignments against a set of academic papers to identify areas of overlap between the submitted assignment and existing works. SafeAssign is used to prevent plagiarism and create opportunities to help students identify how to properly attribute sources.

WSU360 (Starfish Retention Center) gives faculty a convenient way to track students and provide progress reports/early alerts on students who may be struggling in their classes. Professor feedback sends an alert to the student as well WSU's Academic Support Team. WSU 360 also gives students an easy way to connect with faculty, advisors, and student support staff. If you have questions, please contact Nicole West (x8191) or Maureen McCartney (x8801).

<https://www.youtube.com/watch?v=2Orc2nqWnWM&list=PLrISg2rzQL5aRC79PP2jywkJ6SE5jb9uJ&index=1>



VoiceThread allows you to Create Interactive Presentations where Students can leave Video, Audio and Text comments.

VoiceThread allows users to post or upload different types of media (documents, slide presentations, videos or photos) either from a website or from the user's computer. Comments can be added and the author can share by sending the link or by embedding into an existing website. Viewers then add their own comments. These groups conversations are collected in one place and do not require users to install any software.

<https://www.youtube.com/watch?v=jlpyJthISTQ>

2. Communication Tools



Blackboard Collaborate Ultra: Your Virtual Office

Blackboard Collaborate Ultra is an easy to use program that enables faculty to hold virtual classes, video conferences and virtual office hours and capture videos for later viewing. Contact Lisa at ext. 8249 or lclark@westfield.ma.edu to schedule training.

<https://www.youtube.com/watch?v=SQH-SkjMGOU>



VoiceThread - Create Interactive Presentations where Students can leave Video, Audio and Text comments.

VoiceThread allows users to post or upload different types of media (documents, slide presentations, videos or photos) either from a website or from the user's computer. Comments can be added and the author can share by sending the link or by embedding into an existing website. Viewers then add their own comments. These groups conversations are collected in one place and do not require users to install any software.

<https://www.youtube.com/watch?v=jlpyJthISTQ>

3. Content Creation



Create Audio Lectures

Audacity is a free, easy-to-use, multi-track audio editor and recorder for Windows, Mac OS X, GNU/Linux and other operating systems. The interface is translated into many languages. You can use Audacity to record live audio or computer playback, convert tapes and records in to digital recordings or CDs, and also to edit, cut, copy, or mix MP3 sound files.

<https://www.youtube.com/watch?v=N7BuceavV-Y>



Blackboard Collaborate Ultra- Your Virtual Office

Blackboard Collaborate is an easy to use program that enables faculty to hold virtual classes, video conferences and virtual office hours and capture videos for later viewing. Contact Lisa at ext. 8249 or lclark@westfield.ma.edu to schedule a training.

<https://www.youtube.com/watch?v=SQH-SkjMGOU>



Create quick screen capture videos

Screencast-O-Matic is a simple program that enables faculty to quickly record and easily post short lectures and tutorials. Recordings can be used online to supplement your classes. Contact Lisa at ext. 8249 or lclark@westfield.ma.edu to schedule training.



Learning Objects – Interactive Resources Designed for you!

Learning Objects are instructional resources specifically designed to promote interactive learning. CIT has a learning object specialist, Gordon Hall, a student that can create learning objects for faculty based on course needs.



PowerPoint

PowerPoint gives you everything you need to produce a professional-looking presentation. PowerPoint offers word processing, outlining, drawing, graphing, and presentation management tools- all designed to be easy to use and learn.



Prezi

Prezi is a web based presentation tool that can be used as an alternative to traditional slide making programs such as PowerPoint. Instead of slides, **Prezi** makes use of one large canvas that

allows you to pan and zoom to various parts of the canvas and emphasize the ideas presented there.



Add Great Content to your Course

Mashups (in Plato) allow instructors to add content to a course that is from Flickr Photo, SlideShare, and YouTube. This content can be used in a variety of ways within a course: a standalone piece of course content, part of a test question, a topic on a discussion board, or as part of an assignment.



Flickr Photo is an online photo management and sharing application. It can be easily accessed through PLATO, where you can find millions of photos to coincide with your course material.



SlideShare allows users to easily upload and share presentations, infographics, documents, videos, PDFs, and webinars. With this mashup tool, instructors will be able to access and utilize premade presentations that can be used right in PLATO.



YouTube is a video-sharing website. The YouTube mashup tool allows instructors to search for various videos that can be related to their course and use them in PLATO where the videos become easily accessible for both students and faculty. <https://www.youtube.com/watch?v=b9mahtJqLVA>



VoiceThread - Create Interactive Presentations where Students can leave Video, Audio and Text comments.

VoiceThread allows users to post or upload different types of media (documents, slide presentations, videos or photos) either from a website or from the user's computer. Comments can be added and the author can share by sending the link or by embedding into an existing website. Viewers then add their own comments. These groups conversations are collected in one place and do not require users to install any software.

<https://www.youtube.com/watch?v=jlpyJthISTQ>



Wacom Tablets - Add Hand Written Comments, Drawings or Diagrams to Student Work and Create Tutorials.

Wacom Tablets allow you to sketch, doodle, paint, edit photos and design personal invitations or greeting cards – all on your computer, just as naturally as you would do with a pen or brush on paper. The tablets also allow you to scroll, zoom, or flip through photos of your creations, easily and intuitively.

4. Mobile Learning



Blackboard Mobile Learn App

Blackboard Mobile is free to all WSU students using Plato. The Blackboard Mobile™ Learn application gives students and faculty access to their courses, content, and organizations on a variety of mobile devices including Android™, BlackBerry® and iPhone OS.

Extend your existing Blackboard Learn™ implementation in an engaging and intuitive way. Students and instructors can access documents in multiple formats, read announcements, create discussion threads, upload media, create content items within the course map, comment on blogs, journals, discussions and more. All on the mobile devices they love.

Android:

<https://play.google.com/store/apps/details?id=com.blackboard.android.bbstudent&hl=en>

iPhone iOS- <https://itunes.apple.com/app/blackboard-app/id950424861?mt=8>



Blackboard Instructor App

Blackboard Instructor is Blackboard's brand new mobile application that gives instructors a quick and easy way to manage courses, interact with students, and view content.

Blackboard Instructor allows instructors to:

- Manage courses anytime, anywhere
- Preview content & assessments
- Create & reply to discussions
- Review, create & send out announcements
- Host & join Blackboard Collaborate sessions

Android: <https://play.google.com/store/apps/details?id=com.blackboard.android.bbstructor>

iPhone iOS: <https://itunes.apple.com/app/blackboard-instructor/id1088457824?ls=1&mt=8>



Dropbox (for use with Plato Mobile Ap) www.dropbox.com

Dropbox is a free storage area in the cloud that can be used to store, share and upload documents to blogs, journals and discussions the Blackboard Mobile™ Learn application.



Google Drive (for use with Plato Mobile Ap)

Google Drive is a free storage area that comes with a Google Account that can be used to store, share and upload documents to blogs, journals and discussions in the Blackboard Mobile™ Learn application.

5. Tutorials & Tutoring Services



Free Online Tutoring

ThinkingStorm - CIT has recently partnered with ThinkingStorm to provide FREE Online Tutoring for WSU students who are currently enrolled in a course using Plato. Basic subjects (Math, Liberal Arts) are available 24/7 and scheduled times are posted for many subjects,

including (but not limited to) Writing, Accounting, Chemistry, Biology, and Nursing. You will find the link to ThinkingStorm in the Help Desk & Resources content area on the left sidebar in all Plato classes. Students can choose from the Writing Center, Drop-In Tutoring, Scheduled Tutoring or Offline Questions. Smarthinking's Writing Center will help generate ideas for writing assignments, as well as critiquing drafts of papers. Tutoring sessions are archived and may be reviewed at a later time. Click the 'Free Tutoring Online' link on the Plato login page, and select faculty Handbook for more ideas on using this great resource! For questions or help with this tool please contact Valerie at vdepina@westfield.ma.edu.

hoonuit Video Tutorials

hoonuit provides training on more than 250 commonly used software applications, such as Microsoft Office Suite, Adobe Creative Suite, and Google Docs, hoonuit has a library of more than 60,000 how-to tutorials. Students can learn how to effectively participate in online discussions in their Plato classes (Blackboard Learn 9 Training), how to avoid plagiarism, how to write research papers in APA, MLA, or Chicago Style formats, and much more. For further information or assistance, contact the CIT at ext. 8130.

You and your students can access this great tool on your Plato dashboard, or you can assign specific trainings in your content areas, with the hoonuit tool.

6. Video Creation and Other Video Options



Blackboard Collaborate Ultra: Your Virtual Office

Blackboard Collaborate Ultra is an easy to use program that enables faculty to hold virtual classes, video conferences and virtual office hours and capture videos for later viewing. Contact Lisa at ext. 8249 or lclark@westfield.ma.edu to schedule training.

<https://www.youtube.com/watch?v=SQH-SkjMGOU>



Camtasia - Video Screen Capture

Camtasia allows you to show your ideas, spread the word, or share knowledge with a video. From quick video demos to extensive video projects, Camtasia has all the editing tools to create the great video content you need to get the job done. Quickly record your webcam or screen, engage your viewers with a variety of effects, and easily share your videos to anyone, anywhere. https://www.youtube.com/watch?v=QzqkirOoMXo&src_vid=IPl_DnQPA0U&feature=iv&annotation_id=annotation_755895



CIT Streaming Services

CIT Streaming Services allows you to post web links to videos in your Plato course. The CIT offers streaming services for videos that you would like your students to view in your Plato Online courses. Stop into the CIT, Call x 8130, or email vdepina@westfield.ma.edu to ask Valerie about our CIT Video Streaming Services!



Films On Demand (through WSU library)

Films on Demand allows you to search and link directly to library videos in your Plato course. The CIT offers streaming services for videos that you would like your students to view in your Plato Online courses.

7. Plato Tools

1. Announcements


2. Assignments 

3. Blogs 

4. Course Calendar 

5. BB Collaborate Ultra (Virtual Office) 

6. Date Management

7. Discussions 



8. Grade Center Features

9. Groups 

10. Journals 

11. Rubrics

12. Student Performance & Tracking

13. Tests, Surveys, Pools  

14. Wiki 

Please Check the Training(s) you would like to Schedule

1. Assessment Tools

- _____ 1. Box Tools (Plato Grade Center)
- _____ 2. Respondus Testing
- _____ 3. Respondus LockDown Browser/Monitor
- _____ 4. SafeAssign
- _____ 5. Starfish Retention Center
- _____ 6. VoiceThread

2. Communication Tools

- _____ 1. Blackboard Collaborate Ultra
- _____ 2. VoiceThread

3. Content Creation

- _____ 1. Audacity
- _____ 2. Blackboard Collaborate Ultra
- _____ 3. Screencast-O-Matic
- _____ 4. Learning Objects
- _____ 5. PowerPoint
- _____ 6. Prezi
- _____ 7. Mashups (Flicker, Slideshare, Youtube)
- _____ 8. VoiceThread
- _____ 9. Wacom Tablets

4. Mobile Learning

- _____ 1. Blackboard Mobile Learn Ap
- _____ 2. DropBox
- _____ 3. Google Drive

5. Tutorials & Tutoring Services

- _____ 1. ThinkingStorm
- _____ 2. Hoonuit (previously Atomic Learning)

6. Video

- _____ 1. BB Collaborate
- _____ 2. Camtasia
- _____ 3. CIT Streaming Services
- _____ 4. Films On Demand

7. Plato Tools

- _____ 1. Advanced Grade Center Features
- _____ 2. Announcements
- _____ 3. Assignments
- _____ 4. Blogs
- _____ 5. Course Calendar
- _____ 6. Collaboration Tools (Virtual Classroom)
- _____ 7. Date Management
- _____ 8. Discussions
- _____ 9. Groups
- _____ 10. Journals
- _____ 11. Rubrics
- _____ 12. Student Performance & Tracking
- _____ 13. Tests, Surveys, Pools
- _____ 14. Wiki